



SEND Transition Booklet

What is this booklet all about?

This is for you and your family. Coming to Hungerhill school is a really exciting new chapter in your life.

This booklet will hopefully help you to get to know your new school a lot more and also help you with some of your worries.

We look forward to meeting you all!



Meet the SEND Team!



Mrs. Laidlaw (SENDCO, Designated safeguarding lead (Deputy Head))

This is Mrs Laidlaw and she is one of our school SENDCOs, safeguarding lead and also our Deputy Head. Her job is to help all of our students who may need some extra support whilst they are in Hungerhill School.

For parents, she can be contacted on her email address laidlaw.j@hungerhillschool.com

Mr. Hodson (SENDCO)

This is Mr Hodson and he works in the Hub as our SENDCO. His job is also to help all of our students who may need some extra support whilst they are in Hungerhill School and contact teachers and parents when needed. Mr. Hodson also works with our EHCP Students throughout the year. For parents, he can be contacted on his email address hobson.a@hungerhillschool.com



Mrs. Bamford (SENDCO/Access Arrangements)

This is Mrs Bamford and she works in the Hub and also teaches Media and Graphic design. Her job is to help the Hub team and give students all the support they need whilst they are at Hungerhill School.

For parents, she can be contacted on her email address bamford.s@hungerhillschool.com



Mr. Smith– Cattell (SEND Lead)

This is Mr Smith– Cattell and he works in the Hub. His job is to make sure all of you are getting all the support you need and put in place any interventions to support you.

Mr. Smith Cattell is always in The Hub so you know where to find him if you need to talk to him.

For parents, he can be contacted on his email address smith-cattell.p@hungerhillschool.com



Meet the TA Team!



This is Mrs West. She is our lead TA. Mrs West runs lots of interventions in The Hub and will work with you all a lot. She is also lead TA for Literacy.



Mrs. McDermott-Knight



This is Mr Nicklin. He is our lead TA for Maths and supports with interventions and clubs.



Miss Scorer

We also have a range of staff that support in The Hub who are not pictured here.

Miss Fox- TA

Mrs Needham- LAC

Mr Whitehouse

Mrs Rivers



Mrs Thornton



Mr Leggott




Miss Betts



Mrs Liddle

Welcome to The Hub!

The Hub is your base at Hungerhill School. It is a place you can use at break and lunchtimes if you need space away from others, it is a place where you might do intervention lessons and it is a place where you will find all the teachers, TAs and staff that can help you. Let's take a look at what The Hub has to offer!



The Hub has places to meet, to hang out, to work, to learn, to chat and lots of resources like computers, books and games. You can use these spaces before school, at break and at lunch.

We have a sofa area, desks, and a separate meeting room with a big table.

We have some pet fish and an axolotl called Ziggy!

How is Hungerhill different to Primary School?

At primary school, you probably only saw 1 teacher for most of the day. Here at Hungerhill you will see different teachers for different subjects. This means you could see 5 or 6 different teachers each day.

When you were at primary school, you had your own Y6 area and stayed in the same space all day. At Hungerhill you will move from room to room depending what lesson you have for that period. You have 5 periods a day.



To help you get from place to place at the right time, a bell will ring every hour. Our periods last 1 hour each which means you change from subject to subject throughout the day, moving from room to room, teacher to teacher.

You only get one breaktime at Hungerhill, from 10.55 to 11.10. You will have your breaktime in the Y7 area or in The Hub. At lunch, you can eat with friends in the hall or on the picnic tables or in The Hub. The whole school have lunch and break together.



Every night, you will need to look at your timetable to see what lessons you have the next day. You will need to make sure you pack all the books and equipment you need into your school bag. You don't get a peg or tray, you have to carry all your things all day in your bag.

At Hungerhill you will meet lots of new people in your forms and your lessons- this is a great chance to meet lots of new friends who share the same interests as you. You can join after school clubs, sports teams or lunch clubs to meet even more people!



Feelings about transition

I was worried about getting to lessons on time, but there were lots of pupils and teachers willing to help. They were really friendly and pointed us in the right direction if we got lost. The teachers are in the corridors at the start of lessons so are always available to help.

Elliot – Y7

Yay!

I was worried the teachers would be scary and shout a lot, but they were friendly and helpful just like my primary teachers.

Chloe – Y7

I was worried about the new lessons that I hadn't done before but I love them now. There are more options for PE and DT, music and art are all better than in primary school.

Charlotte – Y7

I was worried about getting lost, but the school wasn't as big as I had thought.

Charlie – Y7



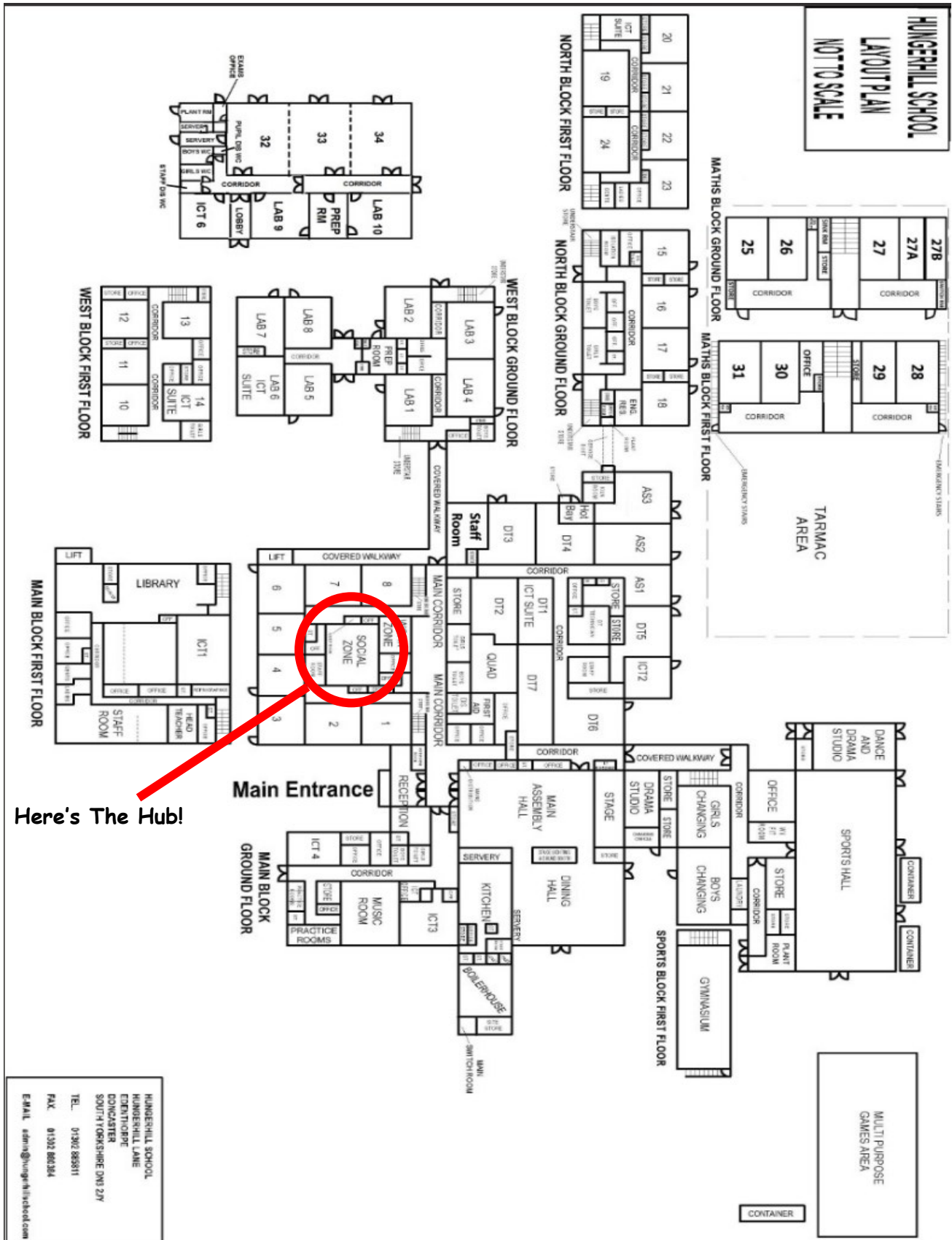
I was worried about not making friends, but now I have new friends as well as my friends from primary school. You spend lots of time together in lessons and tutor time so there are lots of chances to get to know people.

Max – Y7










Hungerhill So
different bui
getting lost a

Hungerhill School is much bigger than your primary school. It has lots of different buildings and classrooms. To start with you will feel like you are getting lost all the time but you will soon find your way around!



Our School Day

8.00 to 8.30		Breakfast club and before school interventions
8.30 to 8.55		Form time (and assembly once a week)
8.55 to 9.55		Period 1
9.55 to 10.55		Period 2
10.55 to 11.10		Break time
11.10 to 12.10		Period 3
12.10 to 1.10		Lunch
1.10 to 2.10		Period 4
2.10 to 3.10		Period 5
After 3.10		Clubs and interventions

Understanding your timetable

Here at Hungerhill School, you will move from room to room to meet new teachers and do different subjects. So that you know where to go, we give you all a timetable. This shows you lots of information.

This shows the day of the week and what week we are on. At Hungerhill we have a 2 week timetable- week A and Week B, so this helps you see what week you are looking at.

These numbers show what room you are in

AMon	ATue	AWed	AThu	AFri
AMon:Reg Registration AMC N26	ATue:Reg Registration AMC N26	AWed:Reg Registration AMC N26	AThu:Reg Registration AMC N26	AFri:Reg Registration AMC N26
AMon:1 Mathematics PSO 27b	ATue:1 English RRY 15	AWed:1 Science VBA L3	AThu:1 Mathematics PSO 27b	AFri:1 English KSC 15
AMon:2 Core PE KBI SPH	ATue:2 English RRY 15	AWed:2 Science NSP L5	AThu:2 Mathematics PSO 27b	AFri:2 Mathematics PSO 27b
AMon:3 Ethics & Philoso SBA 14	ATue:3 iMedia DSH IT2	AWed:3 English RRY 15	AThu:3 Science JRY L6	AFri:3 History BMO 11
This space is blank because it is lunchtime and you have no lessons				
AMon:4 iMedia DSH IT2	ATue:4 Science NSP L5	AWed:4 Art & Design Fra SBA 14	AThu:4 History BMO 11	AFri:4 Science VBA L3
AMon:5 iMedia DSH IT2	ATue:5 Science JRY L5	AWed:5 Art & Design Pra SBA 14	AThu:5 History BMO 11	AFri:5 Core PE MHL SPH

These letters show your teacher's initials. You will learn what their names are when you meet them!

These bold names show what subject you have- this will help you to bring the right equipment and books on the right day!

Each day you have 5 different lessons and so on your timetable you will see the numbers 1 to 5 to show what lesson it is. Reg means you will be in registration with your form and form tutor at the start of each day.

Equipment for school

When you follow your timetable, you will move from room to room. This means you have to carry your things around with you all day. Here is a list of the equipment that we will expect you to have in your bag.

A school bag



You will need a school bag that is able to hold an A4 folder or documents

Pens



Black or blue inked pens so that you can write in your lessons

Pencils



Pencils so that you can draw diagrams or pictures in your lessons

Eraser



Black or blue inked pens so that you can write in your lessons

Pencil sharpener



To sharpen your pencils when they become blunt

Coloured pencils



To colour in diagrams or pictures in your work

Pencil case



To store all of your equipment in one place

School planner



This will be given to you by school, but it's like a diary

Headphones



You will need to have a pair of headphones that fit into a mini jack socket for using at school