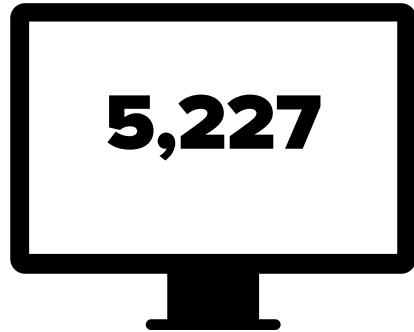
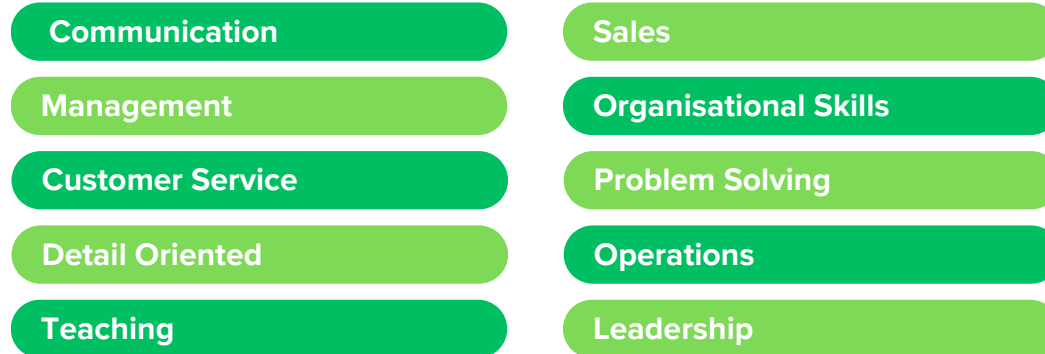


## Total Advertised Vacancies



## Top 10 Requested Skills



## Top 5 Recruiting Industries



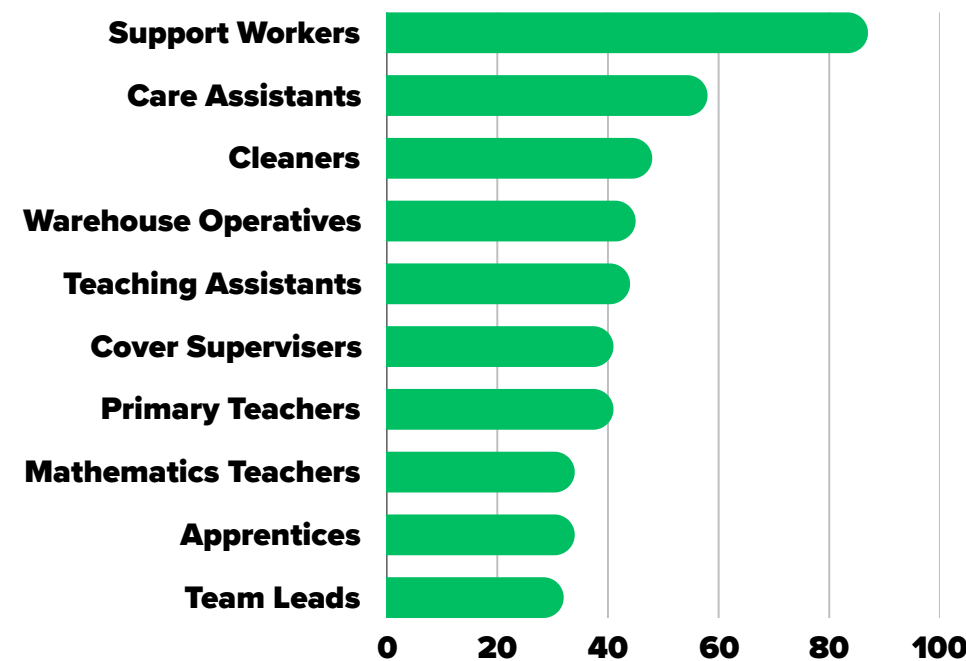
## Top 5 Requested Minimum Education Levels\*\*

- Standard Secondary Education Grades, such as GCSEs
- Bachelor's Degree or Level 6 equivalent, such as a degree apprenticeship
- A-levels or Level 3 equivalent, such as an advanced apprenticeship or access to higher education diploma
- Master's Degree or Level 7 equivalent, such as a PGCE or NVQ
- Foundation Degree or Level 5 equivalent, such as a HNC/HND

## Top 5 Recruiting Employers

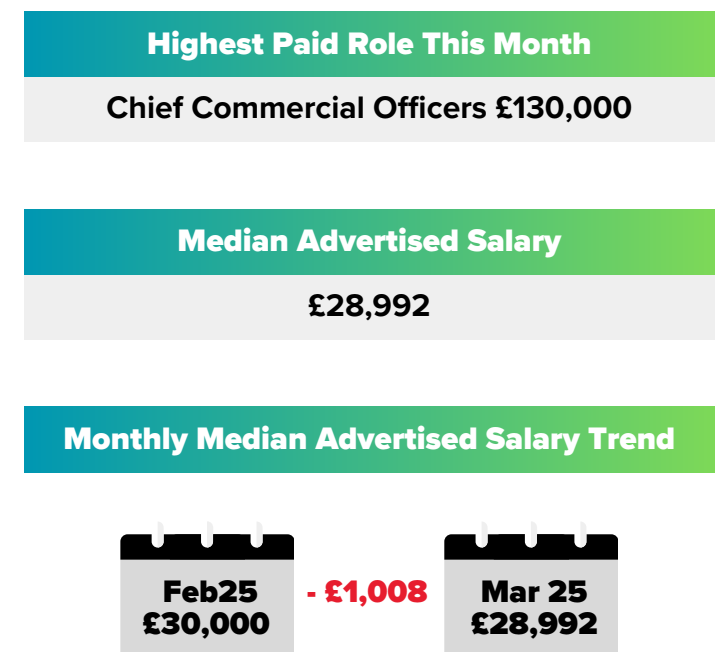


## Top 10 Advertised Occupations



## Advertised Salaries

Role	Annual Median Advertised Salary
Mathematics Teachers	£44,032
Primary Teachers	£42,752
Team Leads	£28,928
Cover Supervisors	£27,264
Support Workers	£25,728
Warehouse Operatives	£25,344
Care Assistants	£24,960
Cleaners	£24,832
Teaching Assistants	£23,296
Apprentices	£13,632



\* The data on this poster reflects the Labour Market Information from the 1st of March 2025 – 31<sup>st</sup> March 2025 and is derived from Lightcast Data, supplied by SYMCA. \*\* From the proportion of employers who share this information.